

Tundra

2016





TOYOTA

Let's
Go
Places

Built for those who go beyond the workday.

You learn a lot when you spend over 50 years building one of the toughest trucks around, like how a truck is not just a tool — it's a true partner, ready to help you build your next great idea. That's why we gave the 2016 Tundra the unwavering capability to help you tackle it all. It's got the room you need for your crew, and its heavy-duty comfort keeps you ready for a busy day at the stables or a weekend on the lake. Premium grades like Tundra Platinum bring added style and refinement with Black perforated leather-trimmed seats, 20-in. alloy wheels, color-keyed grille surround, LED Daytime Running Lights (DRL) and soft-touch materials, making this truck ready for a day on the job site and a night on the town. It's time to get inside America's thoroughbred workhorse¹. Let's go places.



"Glad we brought our Tundra Platinum; its comfort and style make it perfect for this weekend getaway."

¹. Tundra trucks are assembled in Texas from U.S. and globally sourced parts.



Platinum CrewMax shown in Midnight Black Metallic with available brushed stainless steel step boards.

A bold, powerful family.

Tundra comes in six distinctive grades: SR, SR5, Limited, Platinum, 1794 Edition and TRD Pro. It's the toughness that made it winner of the 2015 IntelliChoice Highest Retained Value¹ award and 2015 Best Resale Value in its class by Kelley Blue Book's KBB.com.²



Left to right: **Platinum CrewMax**, **Limited CrewMax**, **SR5 Double Cab**, **SR Double Cab** and **1794 Edition CrewMax**. **TRD Pro** not shown.


1. 2015 IntelliChoice, www.IntelliChoice.com; Full-Size Pickup LD and CrewMax models only. Based on 2015 model year study. **2.** Vehicle's projected resale value is specific to the 2015 model year. For more information, visit Kelley Blue Book's KBB.com. Kelley Blue Book is a registered trademark of Kelley Blue Book Co., Inc.

Built by those who know tough.


A lot of pride goes into building a Tundra. A dedicated team of Texans proudly assembles every Tundra in San Antonio, Texas. So it's no surprise that Tundra owners are mighty proud of their trucks. After all, it's a truck with the full-size strength you need to get the job done. Tundra's available i-FORCE 5.7L V8 has the muscle to help tow up to 10,500 lbs.¹ or haul up to 2,060 lbs.^{2,3} so whether you're towing the family fishing boat, or hauling a pallet of lumber, the full-size Tundra's got you covered.



*Assembled in Texas with U.S. and globally sourced parts.



"Let's get this trip started!"



1. See footnote 31 in Disclosures section. 2. "Payload capacity" is the calculation of GVWR minus curb weight and should be used for comparison purposes only. Actual curb weight, as opposed to the published curb weight, is affected by added vehicle equipment, as described in the towing disclosure (reference footnote 31). 3. Regular Cab 4x2 models only.



1794 Edition CrewMax shown in Sunset Bronze Mica with available running boards.¹

¹. See footnote 31 in Disclosures section for more information on towing.

Luxury on a large scale. Rugged meets refined.

The 1794 Edition CrewMax excels at transporting passengers in the lap of luxury. As you slide into the premium seating and feel the soft-touch materials that surround you, you'll appreciate a vehicle that's as comfortable as it is capable. More than just muscle, the 1794 Edition CrewMax offers a spacious cabin and Entune™ Premium JBL® Audio with Integrated Navigation¹ and App Suite² to help you stay connected so you feel at home just about anywhere. Factor in the standard Blind Spot Monitor (BSM)³ and Rear Cross-Traffic Alert (RCTA)⁴ plus backup camera,⁵ and the result is a full-size truck with luxury and technology all its own.




INTEGRATED BACKUP CAMERA

Tundra's standard backup camera helps make hitching up that boat a bit easier. When you shift into Reverse, the 6.1-in. or available 7-in.⁶ touch-screen displays an image of what the camera sees behind you.



AVAILABLE BLIND SPOT MONITOR (BSM) AND REAR CROSS-TRAFFIC ALERT (RCTA)

BSM and RCTA helps you identify vehicles that might be in a blind spot. When you use your turn signal and BSM detects a vehicle, it warns you with a flashing indicator light on the appropriate outside mirror.



SPACIOUS CABIN

Go ahead: Stretch out in the front and the rear. CrewMax gives you plenty of space for friends, your gear, and even the family pet.

1. See footnote 13 in Disclosures section. 2. See footnote 10 in Disclosures section. 3. See footnote 26 in Disclosures section. 4. See footnote 27 in Disclosures section. 5. See footnote 9 in Disclosures section. 6. Available on Limited, Platinum and 1794 Edition.





1794 Edition CrewMax interior. 2014 model shown.

Tundra 1794 Edition. Show the ranch who's boss.



1794 Edition CrewMax shown in Sunset Bronze Mica with available 20-in. chrome-clad alloy wheels and running boards.



"With its comfortable cabin, our Tundra 1794 Edition is the perfect place to relax after a long day with the horses."

A truck that works hard to serve you.

As striking as Tundra is on the outside, the true reward comes once you are seated inside. An intuitive control layout keeps everything important within easy reach of the driver. Crisp gauges in the instrument cluster and a well-placed center stack add up to a confident driving experience. Even the steering wheel was designed to make it more comfortable to drive and easier to access your technology. Don't be fooled by this modern interior though: Beneath it all lies the legendary power and capability Tundra is famous for.



INTUITIVE CONTROL LAYOUT

Buttons and controls right where you want them. This helps keep your eyes on the task at hand, like making sure your boat launches safely.



DUAL ZONE CLIMATE CONTROL

Tundra is available with dual zone automatic climate control with individual temperature settings for the driver and front passenger. We know your truck can double as your office, so this helps keep everyone comfortable.



POWER THIGH SUPPORT

In addition to a 12-way power-adjustable driver's seat, 1794 Edition CrewMax and Platinum CrewMax include power thigh and lumbar support. This feature allows the driver to extend the lower seat cushion for greater comfort and support.



Limited CrewMax interior shown in Graphite with available Limited Premium Package and power tilt/slide moonroof. 2014 model shown.

Fits like a work glove. Feels like a luxury suite.

Stay totally in touch wherever you go. Whether you're on a long trip to the river, or just to the work site, Tundra's available Entune™ Premium JBL® Audio with Integrated Navigation¹ and App Suite² and refined interior offer convenience and peace of mind. The interior of Tundra CrewMax offers the latest tech and capability — along with the highest levels of comfort — with controls that are just as easy to use as they are to look at. With so much space, and a first-class ambience, you and your family will never want the journey to end.

entune™

The available Entune™ Premium JBL® Audio with Integrated Navigation and App Suite offers popular mobile applications including Slacker Radio, MovieTickets.com, OpenTable® and Pandora®³. Plus, you'll get access to a wealth of valuable data services including fuel prices, stocks, sports, traffic and weather.



TOUCH CONTROLS

To help ensure that the drive is just as relaxing as it is rewarding, the main controls on the Tundra steering wheel are quickly accessible without taking your eyes off the road.



ARMREST STORAGE

Never hunt for what you need again. A convenient storage area underneath the armrest keeps important items secure and within arm's reach.



SPLIT FOLD-UP REAR SEATS

To create even more usable cabin space, Double Cab and CrewMax rear seats fold up, instead of flat. This creates not only more room, but also makes it easier to load cargo.







Limited CrewMax interior.

How fish tales become the stuff of legend.



Limited CrewMax shown in Silver Sky Metallic with available moonroof.¹



*"The fish are biting.
Let's load up the
crew and make this
fishing trip one to
remember."*

1. See footnote 31 in Disclosures section for more information on towing.

The official truck of the do-it-yourself, get-it-done weekend.

For Tundra owners, the weekend signals when the real work begins. This is the time for passion projects, home improvement and spending some time with the family. When properly equipped, Tundra has a payload capacity of up to 2,060 lbs.,^{1,2} an available deck rail system³ and an easy lower and lift tailgate to make those larger-than-life weekend projects a little easier to tackle. Some say loading, unloading, hauling and towing a ton of lumber, gear and supplies is a ton of work. Tundra owners have another word for it — Saturday. So the next time the boys at the lumberyard are loading up your Tundra, ask them: “Is that all you’ve got?”



LOAD IT UP

Pile it on: Tundra can take it. Home improvement? Lawn resodding? A footpath? No problem. The available deck rail system incorporates four adjustable tie-down cleats, each rated at 220 lbs., to help keep the heavy stuff in place.



TIE-DOWN CLEATS

Used in tandem with the deck rail system, tie-down cleats are constructed of sturdy die-cast aluminum. Each fully adjustable cleat slides along Tundra's deck rail system and is anchored to help ensure that what's in the bed stays in the bed.



EASY LOWER AND LIFT TAILGATE

The easy lower and lift tailgate opens and closes with just two fingers, plus it's easily removed and can be locked to secure cargo concealed under a tonneau cover or shell. This makes it easier for other members of the family to help with the loading and unloading.




SR5 Double Cab Long Bed shown in Silver Sky Metallic with available 18-in. 5-spoke alloy wheels and tow mirrors.¹

¹. See footnote 30 in Disclosures section for more information on payload.

Hitch it up and haul it out. Tundra's got your back.

Tundra has the strength to help you tow some of your biggest toys. In fact, select Tundras equipped with the available i-FORCE 5.7L V8 can tow over five tons.¹ And Tundra helps you bring it all with enhanced control, too. Thanks to features like massive front disc brakes, powerful four-piston front brake calipers and available Integrated Trailer Brake Controller,² you can have the confidence in knowing that when you apply the brakes in your Tundra, you'll have enhanced control over your compatible trailer. So whether you're hauling your boat or a full load of lumber, you can rest assured that Tundra's got your back.



POWERFUL BRAKES

A big part of controlling a trailer is having the ability to stop it. To that end, **Tundra has the largest-in-class front brakes equipped with 4-piston brake calipers.**³

LARGEST FUEL TANK IN CLASS³

The workday doesn't stop for gas, and neither do you. That's why the **2016 Tundra offers the largest fuel tank in its class.** With 38 gallons of capacity you can rest assured that you've got the fuel you need to get the job done.

INTEGRATED TRAILER BRAKE CONTROLLER

All 2016 Tundras equipped with the i-FORCE 5.7L V8 come standard with an Integrated Trailer Brake Controller. When connected to a compatible trailer, this system will help your trailer apply its brakes when you apply the brakes in your Tundra. You can also easily monitor system controls while driving via the Multi-Information Display. In other words, it's one more way Tundra gives you more control over what's going on behind you.

TRAILER-SWAY CONTROL (TSC)⁴

Conditions like side winds, load undulation or the driver's steering input can result in dangerous trailer sway. When Tundra's TSC detects trailer sway, it automatically applies brake pressure at individual wheels and controls engine torque to help stabilize the trailer. It also illuminates the brake lights so that vehicles behind are alerted to the fact that Tundra is decelerating.

AUTOMATIC LIMITED-SLIP DIFFERENTIAL (AUTO LSD)

Auto LSD uses the rear brakes to simulate the action of a mechanical limited-slip differential and is much easier to maintain. With Auto LSD, Tundra automatically applies brake pressure to the powered wheel with limited-to-no traction without restricting engine power. This helps increase resistance at the slipping wheel, which in turn helps feed power to the wheel with grip. With Auto LSD, even a 4x2 Tundra can pull itself out of many low-traction situations.

4WD ACTIVE TRACTION CONTROL (A-TRAC)

Tundra models equipped with 4WD include an A-TRAC system that optimizes traction across the front and rear axles simultaneously, helping improve grip on low-traction surfaces. This A-TRAC system also allows full use of the 2-speed transfer case, so you always have on-demand access to Tundra's incredible torque.



SR5 Double Cab Long Bed shown in Silver Sky Metallic with available 18-in. 5-spoke alloy wheels and tow mirrors.¹

¹. See footnote 31 in Disclosures section for more information on towing.

Heavy-duty peace of mind to help carry you through the long haul.

Toyota's Star Safety System™ is a suite of six safety features offered standard on every new Toyota. The system includes Vehicle Stability Control (VSC),¹ Traction Control (TRAC), Anti-lock Brake System (ABS), Electronic Brake-force Distribution (EBD), Brake Assist (BA),² and Smart Stop Technology® (SST).³ Termed “active” safety features, they're designed to operate in certain situations to help prevent accidents from occurring in the first place. **STAR**
SAFETY SYSTEM

VEHICLE STABILITY CONTROL (VSC)

VSC helps prevent sideslip or skidding that can cause drivers to lose control during cornering. VSC monitors your steering angle and compares it to the direction in which your vehicle is actually traveling. If VSC detects a loss of traction in a turn, engine output is reduced and/or brake force is applied to individual wheels as needed.

TRACTION CONTROL (TRAC)

TRAC helps to maintain traction on wet, icy, loose or uneven surfaces. Like VSC, TRAC applies braking individually and reduces engine output to help assist the driver with control of the vehicle.

4-WHEEL ANTI-LOCK BRAKE SYSTEM (ABS)

ABS helps ensure that you're able to continue steering during emergency braking. By “pulsing” the brake of each wheel more rapidly than would be humanly possible, ABS helps keep the brakes from locking up. Since the system repeatedly releases the brakes for fractions of a second, the wheels never stop rotating, which helps keep the vehicle from going into a skid.

ELECTRONIC BRAKE-FORCE DISTRIBUTION (EBD)

EBD helps keep the vehicle balanced when braking. During sudden stops, forward momentum causes the vehicle to tilt forward, reducing the brake effectiveness of the rear wheels. EBD responds by redistributing brake force from wheels with less braking effectiveness to wheels with more effectiveness. This helps prevent brake lockup. EBD is especially helpful when you're carrying cargo. When sensors detect extra load on the rear axle, brake pressure on the rear wheels is increased, exploiting the improved braking effectiveness extra weight can provide.

BRAKE ASSIST (BA)

In emergency braking situations, a driver can fail to apply enough pressure to the brake pedal. BA can detect sudden or “panic” braking and apply additional brake pressure, taking full advantage of ABS and helping prevent a collision.

SMART STOP TECHNOLOGY® (SST)

At speeds greater than five miles per hour, when the accelerator is depressed first and the brakes are then applied firmly for longer than one-half second, SST is designed to help the driver bring the vehicle to a stop.

EIGHT AIRBAGS⁴

Tundra also comes equipped with driver and front outboard passenger airbags, side curtain and front seat-mounted side airbags. Additionally, driver and front outboard passenger knee airbags are standard equipment.



Limited Double Cab shown in Barcelona Red Metallic with available TRD Off-Road Package and running boards. 2015 model shown.

Handles the tough trails as well as it handles your family.

The best part of any adventure is bringing the family along, so Tundra makes sure there is something for everyone. A glove compartment that's just the right size, rear-seat cup holders to keep spills to a minimum and an available overhead console to make it easy to reach that pair of sunglasses. Tundra has the capability to handle the tough road or trail while keeping your passengers comfortable at the same time.



"It's great to get out here and forget about life for a while; the kids look forward to it every year."



GLOVE COMPARTMENT

Functionality is the focus when it comes to storage, so the glove compartment is spacious enough to hold things for the job site and intelligently positioned to be within easy reach.



REAR-SEAT CUP HOLDERS

Tundra hugs the road with a firm grip, and the rear-seat cup holders are designed to do the same thing, even if where you are headed gets a little bumpy.



AVAILABLE OVERHEAD CONSOLE

Welcome to command central, where everything has a place. A panel overhead helps keep sunglasses and other items conveniently positioned where you need them.

Limited Double Cab shown in Barcelona Red Metallic with available TRD Off-Road Package, Limited Premium Package and running boards.



Limited Double Cab interior shown in Black with available Limited Premium Package. 2014 model shown.



TRD PRO Series

Toyota Racing Development (TRD) has been helping enthusiasts get more performance from their Toyotas in the U.S. since 1979. We've helped power everything from 200-mph race cars to Pikes Peak record holders, and we're bringing this know-how to our most formidable truck yet – the Tundra TRD Pro Series. This limited-edition truck is ready for action with its heavy-duty off-road Bilstein® shocks and TRD wheels wrapped in dirt-clawing tires, and its earth-shaking dual exhaust helps unleash this truck's full fury. A unique front fascia and special badging help the Tundra TRD Pro Series stand out wherever it is, whether it's your local trail or the top of a volcano. It's time to go play in the mud. Let's get dirty!

"It's truck versus volcano. We took the TRD Pro Series to Chile to conquer the coarsest, roughest, most challenging terrain we could find – a fire-breathing mountain."

TRD Pro CrewMax and 4Runner TRD Pro shown in Super White.



Here at Toyota Racing Development (TRD), racing is where we learn how to make our products better. Our engineers are racers themselves, testing our trucks beyond the boundaries of the extreme and learning how to make our trucks faster, stronger and a whole lot tougher. And it all helps us make trucks that are built to last — Tundra TRD Pro is loaded with capability, race-proven technology and Toyota quality. It's limit-pushing toughness you can count on, with the off-road tech you need to help you get out and explore. It's time to push the limits. And then break them.

TRD Pro CrewMax shown in Super White.

TUNDRA TRD PRO

built to dominate

ROCK CRAWL DIRT SAND DUNES RULE IT ALL





TRD PRO RACING

304
off-road wins



TRD Pro CrewMax Desert Race Truck.

28
off-road driver's
championships

27
manufacturer's
championships



Our minds are always racing. Toyota Racing Development has a storied off-road racing heritage dating back to the 1980s, helping Toyota rack up 304 off-road wins, 27 manufacturer's championships and 28 off-road driver's championships. We've taken this know-how to help build our toughest full-size pickup truck yet: the Tundra TRD Pro. Built to dominate the desert, Tundra TRD Pro is equipped with the same race-proven technologies that helped it win at Baja, so you know it's ready to help you rule the off-road. Here's to another 30 years of winning.



Toyota is a proud sponsor of the AMA Supercross Series. With its proven off-road capabilities, it's clear why Tundra is the official truck of the AMA Supercross Championship.

TRD PRO "TOYOTA" GRILLE

This truck is ready to get up in your face. Tundra TRD Pro has an aggressive black-out grille that proudly displays its heritage-inspired "TOYOTA" badge.

TRD Pro CrewMax shown in Super White.




TRD PERFORMANCE DUAL EXHAUST SYSTEM

Tundra TRD Pro's i-FORCE 5.7L V8 gets the bark to match its bite thanks to a TRD-tuned dual exhaust. Constructed from 304 stainless steel, this exhaust system is engineered to help improve low- to mid-range torque and overall power output.

TRD PRO BILSTEIN® SHOCKS WITH REMOTE RESERVOIRS AND TRD-TUNED FRONT SPRINGS

This is how you dominate rugged terrain. Up front, TRD-tuned springs are matched to oversized 2.5-in. remote-reservoir Bilstein® shocks for a 2-in. lift. In the rear, we match similarly massive Bilstein® shocks to our TRD off-road leaf spring. Built for tough terrain, this suspension maximizes wheel travel and features advanced 3-stage compression dampening to help knock the edge off rough trails.





What is TRD?

Toyota Racing Development (TRD) is Toyota's factory-backed racing division. While TRD USA has been building go-fast parts for Toyotas since 1979, our racing legacy traces back well over two decades before that. With a history rich in motorsports, TRD engineers have continued to apply their learnings to help enthusiasts get more performance from their vehicles, while maintaining factory levels of quality and reliability. Our TRD Pro Series are factory-tuned and built to take you WAY off-road. No off-the-shelf components here; our engineers spend countless hours designing, testing and tuning with passion. And with capability this exciting, they will help fuel your passion, too.

TRD PRO FRONT SKID PLATE

Tundra TRD Pro has a heavy-duty ¼-in. aluminum skid plate to help armor up the truck's underside, protecting crucial components from the types of rocks and debris that can cause serious damage and ruin your day on the trail.

TRD PRO BED STAMP

This is not your average truck, and the unique TRD PRO stamping on the side of the bed lets everyone know.

TRD PRO OFF-ROAD WHEELS AND TIRES

Unique to Tundra TRD Pro are 18-in. black alloy wheels wrapped in all-terrain Off-Road Package tires. This aggressive wheel and tire package adds extra attitude and keeps this truck ready to claw through anything.

TRD PRO SEATS

Even the seats have attitude. The TRD Pro leather seats stand out with unique embroidered red contrast stitching.

OTHER TRD PERFORMANCE PARTS

TRD 17-in. forged off-road beadlock-style alloy wheels¹ (limited availability)

TRD cold air intake system²

TRD lowering springs

TRD oil cap

TRD oil filter

TRD performance brake pads

TRD performance handling suspension kit

TRD radiator cap

TRD rear sway bar

TRD shift knob

TRD wheel locks



TUNDRA TRD PRO


work hard, play hard



TRD Pro CrewMax shown in Super White.



Andy Bell is living the dream of adrenaline junkies everywhere. After spending seven years as one of Canada's top supercross and motocross racers, Bell transitioned to a very successful career in freestyle motocross. Bell's fame grew when he became a core member of MTV's *Nitro Circus* crew, pushing himself beyond the normal limits of the human body.



Ryan Millen, part of the legendary Millen family of racers, brings over 20 years of racing experience to Toyota. An ace wheelman across a wide variety of racing disciplines, Millen has the most fun on dirt, kicking up massive rooster tails in his Tundra TRD Pro and Toyota RAV4 rally car. And when he's not racing Toyotas, Millen gets his thrills on the dirt by training on his mountain bike. In fact, he even brought his bike to Chile to shred the volcano.

TRD Pro vs. the volcano

To help prove the toughness of Tundra TRD Pro, we wanted to go beyond the racetrack. We needed to find terrain designed to chew up vehicles and spit them out. We needed terrain that spits fire — literally. So we took a stock Tundra TRD Pro to Chile to conquer the country's most fearsome — and most beautiful — volcanoes. With drivers Ryan Millen and Andy Bell behind the wheel, Tundra TRD Pro was pushed to its limits, driving over lava-formed rock formations, climbing punishing inclines, and performing a dirt-spraying roost or two for good measure. And in the end, Tundra TRD Pro emerged victorious, taming the fire-spewing mountains and ready for its next adventure. Where will Tundra TRD Pro go next?

Videos can be viewed online in the gallery of toyota.com/TRDPro

TRD Pro CrewMax shown in Super White.



Great power, great efficiency. Two ways to deliver it.

Tundra offers a choice of two i-FORCE engines: a brawny 5.7L V8 or an efficient 4.6L V8. So whether you're towing, hauling or just heading home, you can rest assured that Tundra carries a payload of capability. Both engines feature Dual Independent Variable Valve Timing with intelligence (Dual Independent VVT-i) to optimize engine breathing for maximum power and efficiency. The Acoustic Control Induction System (ACIS) automatically adjusts intake runner length for optimal torque and performance. And to help handle the remarkable torque from the 5.7L V8, we equipped a 6-speed automatic transmission, two-piece drive shaft and massive 10.5-in. ring gear.



i-FORCE 5.7L V8 (346 CU. IN.)

Tundra's available i-FORCE 5.7L V8 has the muscle to cut big jobs down to size, delivering 381 hp and 401 lb.-ft. of torque thanks to dual overhead cams, 32 valves and Dual Independent Variable Valve Timing with intelligence (Dual Independent VVT-i).



i-FORCE 4.6L V8 (281 CU. IN.)

The efficient 4.6L i-FORCE V8 may be compact, but Tundra's 4.6L V8 utilizes Dual Independent Variable Valve Timing with intelligence (Dual Independent VVT-i) and an Acoustic Control Induction System (ACIS) technology to produce an impressive 310 hp and 327 lb.-ft. of torque.



Regular Cab

Built to deliver on every job.

- Available on SR
- Two full-size front doors
- 8.1-ft. bed length
- Bench seat with fold-down center console
- Easy lower and lift tailgate

Double Cab

Ready for work and the weekend.

- Available on SR, SR5, Limited and TRD Pro
- Two full-size front doors and two forward-hinged rear doors
- 6.5-ft. or 8.1-ft. bed lengths
- Standard bench seat with fold-down center console; available front bucket seats
- Easy lower and lift tailgate
- Vehicle shown with optional equipment



CrewMax

King of the road, and the work site.

- Available on SR5, Limited, Platinum, 1794 Edition and TRD Pro
- Two full-size front doors and two full-size rear doors
- 5.5-ft. bed length
- Standard bench seat with fold-down center console; available front bucket seats
- Easy lower and lift tailgate
- Vehicle shown with optional equipment

SR Available in Regular Cab and Double Cab



Choice of Drivetrain

- 5.7-Liter Aluminum i-FORCE V8 DOHC 32-Valve with Dual Independent Variable Valve Timing with intelligence (Dual Independent VVT-i) (Regular Cab or Double Cab)
 - 381 hp @ 5600 rpm; 401 lb.-ft. @ 3600 rpm
 - 6-speed Electronically Controlled automatic Transmission with intelligence (ECT-i)
 - Includes Tow Package
- 4.6-Liter Aluminum i-FORCE V8 DOHC 32-Valve with Dual Independent Variable Valve Timing with intelligence (Dual Independent VVT-i) (Double Cab only)
 - 310 hp @ 5600 rpm; 327 lb.-ft. @ 3400 rpm
 - 6-speed Electronically Controlled automatic Transmission with intelligence (ECT-i)
- Rear-Wheel Drive or 4WDemand part-time 4WD

Exterior Features

- 18-in. styled steel wheels
- Daytime Running Lights (DRL)
- Front and rear mudguards
- Easy lower and lift tailgate
- Black heated power outside mirrors
- Windshield wiper de-icer

Interior Features

- Cruise control
- 40/20/40 split fold-down front bench seat
- Power windows and door locks
- 3.5-in. Multi-Information Display
- Entune™ Audio with 6.1-in. touch-screen
- Integrated backup camera⁹
- Bluetooth[®] wireless technology
- Hands-free phone capability
- USB 2.0 port⁵ with increased charging capability
- iPod[®] connectivity
- Integrated Trailer Brake Controller²³ (5.7L V8 only)

Options

- Work Truck Package
- Towing hitch receiver³¹ (4.6L V8 only)
- Tow mirrors (5.7L V8 only)
- Running boards (Double Cab only)
- Deck rail system

SR5 Available in Double Cab and CrewMax

Adds to or replaces features offered on SR



Choice of Drivetrain

- 5.7-Liter Aluminum i-FORCE V8 DOHC 32-Valve with Dual Independent Variable Valve Timing with intelligence (Dual Independent VVT-i)
 - 381 hp @ 5600 rpm; 401 lb.-ft. @ 3600 rpm
 - 6-speed Electronically Controlled automatic Transmission with intelligence (ECT-i)
 - Includes Tow Package
- 4.6-Liter Aluminum i-FORCE V8 DOHC 32-Valve with Dual Independent Variable Valve Timing with intelligence (Dual Independent VVT-i)
 - 310 hp @ 5600 rpm; 327 lb.-ft. @ 3400 rpm
 - 6-speed Electronically Controlled automatic Transmission with intelligence (ECT-i)
- Rear-Wheel Drive or 4WDemand part-time 4WD

Exterior Features

- Chrome grille and surround
- Chrome front and rear bumper endcaps
- Fog lights
- Variable intermittent windshield wipers

Interior Features

- Entune™ Audio Plus with Connected Navigation App¹⁰ and 7-in. high-resolution touch-screen
- HD Radio™¹² and SiriusXM[®] Satellite Radio¹¹
- Rear under-seat storage tray (Double Cab only)
- Integrated Trailer Brake Controller²³ (5.7L V8 only)

Options

- SR5 Upgrade Package
- Safety & Convenience Package
- TRD Off-Road Package
- 38-gallon fuel tank (requires SR5 Upgrade Package)
- 18-in. 5-spoke alloy wheels
- Entune™ Premium Audio with Integrated Navigation¹³ and App Suite¹⁰
- Towing hitch receiver³¹ (4.6L V8 only)
- Tow mirrors (5.7L V8 only)
- Running boards
- Deck rail system

Limited Available in Double Cab and CrewMax

Adds to or replaces features offered on SR5



Drivetrain

- 5.7-Liter Aluminum i-FORCE V8 DOHC 32-Valve with Dual Independent Variable Valve Timing with intelligence (Dual Independent VVT-i)
 - 381 hp @ 5600 rpm; 401 lb.-ft. @ 3600 rpm
 - 6-speed Electronically Controlled automatic Transmission with intelligence (ECT-i)
 - Includes Tow Package
- Rear-Wheel Drive or 4WDemand part-time 4WD

Exterior Features

- 20-in. alloy wheels
- Chrome door handles
- Chrome heated outside mirrors
- Silver billet-style grille insert
- Deck rail system
- 38-gallon fuel tank

Interior Features

- Leather-trimmed seats (front bucket seats with center console)
- Heated front seats with power driver's seat
- Power sliding rear window
- Dual zone automatic climate control
- Wood-style trim
- Auto-dimming rearview mirror with compass and HomeLink[®]¹⁵ universal transceiver
- Entune™ Premium Audio with Integrated Navigation¹³ and App Suite¹⁰
- Unique floor mats¹⁴
- Rear under-seat storage tray (Double Cab only)
- Integrated Trailer Brake Controller²³

Options

- Limited Premium Package
- TRD Off-Road Package
- Entune™ Premium JBL[®] Audio with Integrated Navigation¹³ and App Suite¹⁰ (CrewMax only)
- Power tilt/slide moonroof (CrewMax only)
- Tow mirrors
- Running boards

Platinum Available in CrewMax

Adds to or replaces features offered on Limited



Drivetrain

- 5.7-Liter Aluminum i-FORCE V8 DOHC 32-Valve with Dual Independent Variable Valve Timing with intelligence (Dual Independent VVT-i)
 - 381 hp @ 5600 rpm; 401 lb.-ft. @ 3600 rpm
 - 6-speed Electronically Controlled automatic Transmission with intelligence (ECT-i)
 - Includes Tow Package
- Rear-Wheel Drive or 4WDemand part-time 4WD

Exterior Features

- 20-in. alloy wheels (unique design)
- Color-keyed grille surround
- Color-keyed bumpers
- Chrome heated auto-dimming and power folding mirrors
- LED Daytime Running Lights (DRL)
- Power tilt/slide moonroof
- Front and rear parking assist sonar²¹
- Platinum badging
- 38-gallon fuel tank

Interior Features

- Luxurious interior
- Black premium perforated leather-trimmed seats
- Heated and ventilated front seats
- Power tilt/telescopic steering wheel
- Memory system for seats, outside mirrors and steering wheel
- Brushed metal-style trim
- Entune™ Premium JBL® Audio with Integrated Navigation¹³ and App Suite¹⁰
- Blind Spot Monitor (BSM)²⁶ and Rear Cross-Traffic Alert (RCTA)²⁷
- Power vertical sliding rear window
- Platinum badging
- Unique floor mats¹⁴
- Integrated Trailer Brake Controller²³

Options

- Running boards

1794 Edition Available in CrewMax

Adds to or replaces features offered on Platinum



Drivetrain

- 5.7-Liter Aluminum i-FORCE V8 DOHC 32-Valve with Dual Independent Variable Valve Timing with intelligence (Dual Independent VVT-i)
 - 381 hp @ 5600 rpm; 401 lb.-ft. @ 3600 rpm
 - 6-speed Electronically Controlled automatic Transmission with intelligence (ECT-i)
 - Includes Tow Package
- Rear-Wheel Drive or 4WDemand part-time 4WD

Exterior Features

- Chrome grille and surround
- Chrome front bumper endcaps
- 1794 Edition badging
- 38-gallon fuel tank

Interior Features

- Western-themed interior
- Brown premium perforated leather-trimmed seats
- Ultrasuede® seat inserts
- Blind Spot Monitor (BSM)²⁶ and Rear Cross-Traffic Alert (RCTA)²⁷
- Wood-style trim (including steering wheel and shift knob)
- 1794 Edition badging
- Unique floor mats¹⁴
- Integrated Trailer Brake Controller²³

Options

- TRD Off-Road Package
- 20-in. chrome-clad alloy wheels
- Running boards

TRD Pro Available in Double Cab and CrewMax



Drivetrain and Performance

- 5.7-Liter Aluminum i-FORCE V8 DOHC 32-Valve with Dual Independent Variable Valve Timing with intelligence (Dual Independent VVT-i)
 - 6-speed Electronically Controlled automatic Transmission with intelligence (ECT-i)
 - Includes Tow Package
- 4WDemand part-time 4WD
- TRD dual exhaust
- TRD Pro front and rear Bilstein® shocks with external remote reservoirs

Exterior Features

- 18-in. 5-spoke TRD Pro alloy wheels with P275/65R18 tires
- TRD aluminum front skid plate
- "TOYOTA" front grille (unique to TRD Pro) with color-keyed grille surround
- Matte black lower front bumper with color-keyed endcaps
- Black external hard badges
- Multi-reflector halogen headlights with black sport bezels and manual level control
- Fog lights
- Unique "TRD PRO" bed stamp
- Deck rail system
- 38-gallon fuel tank

Interior Features

- TRD Pro leather-trimmed front bucket seats embroidered with red contrast stitching and TRD Pro logo
- TRD Pro floor mats¹⁴
- Fixed center console with "TRD Pro" badge
- TRD shift knob
- Entune™ Premium Audio with Integrated Navigation¹³ and App Suite¹⁰
- Auto-dimming rearview mirror with compass and HomeLink®¹⁵ universal transceiver
- Rear under-seat storage tray (Double Cab only)
- Integrated Trailer Brake Controller²³

For additional information on TRD Pro, please visit toyota.com/tundra

See numbered footnotes in Disclosures section.

Features¹

	REGULAR SR	SR	DOUBLE CAB					CREWMAX PLATINUM	1794 EDITION	TRD PRO
EXTERIOR			SR5	LIMITED	TRD PRO	SR5	LIMITED			
Multi-reflector halogen headlights with manual level control	S	S	S	—	—	S	—	—	—	—
Multi-reflector halogen headlights with black sport bezels and manual level control	—	—	—	—	S	—	—	—	—	S
Multi-reflector halogen headlights with manual level control and auto on/off feature	—	—	—	S	—	—	—	—	S	—
Daytime Running Lights (DRL)	S	S	S	S	S	S	S	S	S	S
LED Daytime Running Lights (DRL)	—	—	—	—	—	—	—	S	S	—
Fog lights	—	—	S	S	S	S	S	S	S	S
Chrome grille and matte black lower front bumper with chrome endcaps	—	—	S	—	—	S	—	—	—	—
“TOYOTA” grille with color-keyed grille surround and matte black lower front bumper with color-keyed endcaps	—	—	—	—	S	—	—	—	—	S
Silver billet grille with chrome grille surround and matte black lower front bumper with chrome endcaps	—	—	—	S	—	—	S	—	—	—
Silver billet grille with color-keyed grille surround and color-keyed front bumper	—	—	—	—	—	—	—	S	—	—
Chrome grille and gunmetal gray lower front bumper with chrome endcaps	—	—	—	—	—	—	—	—	—	S
Chrome rear bumper	—	—	S	S	—	S	S	—	S	—
Matte black center rear bumper with color-keyed endcaps	—	—	—	P	—	—	P	S	P	—
Deck rail system with four adjustable tie-down cleats	O	O	O	O	O	O	O	O	O	O
Deck rail and tailgate caps	S	S	S	S	S	S	S	S	S	S
TRD Pro bed-side stamping	—	—	—	—	S	—	—	—	—	S
Black heated power outside mirrors	S	S	S	—	—	S	—	—	—	—
Color-keyed heated power outside mirrors	—	—	—	—	S	—	—	—	—	S
Chrome heated power outside mirror	—	—	—	S	—	—	S	—	—	—
Chrome heated power and auto-dimming outside mirrors with turn signal indicators, puddle lights and power-folding and memory feature	—	—	—	—	—	—	—	S	S	—
Heated, power outside tow mirrors with turn signal indicators, manual-extend and manual-folding feature (5.7L V8 only, not available with Blind Spot Monitor and RCTA)	O	O	O	O	—	O	O	—	—	—
Power tilt/slide moonroof with sliding sunshade	—	—	—	—	—	—	O	S	S	—
Two-speed windshield wipers	S	S	—	—	—	—	—	—	—	—
Variable intermittent windshield wipers	—	—	S	S	S	S	S	S	S	S
Windshield wiper de-icer	S	S	S	S	S	S	S	S	S	S
High Solar Energy-Absorbing (HSEA) glass	S	S	S	S	S	S	S	S	S	S
Easy lower and lift tailgate	S	S	S	S	S	S	S	S	S	S
Running boards	—	O	O	O	—	O	O	O	O	—
Front and rear mudguards	S	S	S	S	S	S	S	S	S	S
Front tow hooks (4x4)	S	S	S	S	S	S	S	S	S	S
Front skid plate	—	—	P	P	—	P	P	—	P	—
TRD front skid plate with oil pan drain access panel	—	—	—	—	S	—	—	—	—	S
TRD dual exhaust	—	—	—	—	S	—	—	—	—	S
TRD Pro front and rear Bilstein® shocks with external remote reservoirs	—	—	—	—	S	—	—	—	—	S
Chrome and black 5.7L V8 engine badge (driver and front passenger door) (5.7L V8 only)	S	S	S	S	—	S	S	—	—	—
Black 5.7L V8 engine badge (driver and front passenger door)	—	—	—	—	S	—	—	—	—	S
Chrome 4x4 badge (lower left portion of tailgate)	S	S	S	S	—	S	S	S	S	—
Black 4x4 badge (lower left portion of tailgate)	—	—	—	—	S	—	—	—	—	S
Chrome “TUNDRA” badge (driver and front passenger door)	S	S	S	S	—	S	S	—	—	—
Black “TUNDRA” badge (driver and front passenger door)	—	—	—	—	S	—	—	—	—	S
Large fuel tank (38 gallon) (5.7L V8 only)	S	S	S	S	S	S	S	S	S	S

S = Standard O = Optional — = Not available P = Available as part of a package

Features¹ (continued)

features (continued)		REGULAR SR	SR	DOUBLE CAB			CREWMAX				
				SR5	LIMITED	TRD PRO	SR5	LIMITED	PLATINUM	1794 EDITION	TRD PRO
INTERIOR	Air conditioning with dust and pollen air filter and single temperature setting for driver and front passenger	S	S	S	—	S	S	—	—	—	S
	Automatic dual zone climate control with dust and pollen filter and individual temperature settings for driver and front passenger	—	—	—	S	—	—	S	S	S	—
	Entune™ Audio — includes the Entune™ Multimedia Bundle ² (6.1-in. touch-screen display, AM/FM CD player, MP3/WMA playback capability, 6 speakers, auxiliary audio jack, USB 2.0 port ³ with iPod® ⁴ connectivity and control, advanced voice recognition; ⁵ hands-free phone capability, phone book access and music streaming ⁶ via <i>Bluetooth</i> ® ⁷ wireless technology), Siri® Eyes Free ⁸ and integrated backup camera ⁹ display	S	S	—	—	—	—	—	—	—	—
	Entune™ Audio Plus with Connected Navigation App ¹⁰ — includes the Entune™ Multimedia Bundle ² (7-in. high-resolution touch-screen display, AM/FM CD player, MP3/WMA playback capability, 6 speakers, auxiliary audio jack, USB 2.0 port ³ with iPod® ⁴ connectivity and control, advanced voice recognition; ⁵ hands-free phone capability, phone book access and music streaming ⁶ via <i>Bluetooth</i> ® ⁷ wireless technology), Connected Navigation Scout® GPS Link App, ¹⁰ Siri® Eyes Free ⁸ SiriusXM® Satellite Radio ¹¹ with 3-mo. complimentary SiriusXM All Access trial, HD Radio; ¹² HD traffic and weather in major metro areas, and integrated backup camera ⁹ display	—	—	S	—	—	S	—	—	—	—
	Entune™ Premium Audio with Integrated Navigation ¹³ and App Suite ¹⁰ — includes the Entune™ Multimedia Bundle ² (7-in. high-resolution touch-screen with split-screen display, AM/FM CD player with MP3/WMA playback capability, 9 speakers (7 speakers on Double Cab), auxiliary audio jack, USB 2.0 port ³ with iPod® ⁴ connectivity and control, advanced voice recognition; ⁵ hands-free phone capability, phone book access and music streaming ⁶ via <i>Bluetooth</i> ® ⁷ wireless technology), Siri® Eyes Free ⁸ Entune® App Suite, HD Radio; ¹² HD predictive traffic and Doppler weather overlay, AM/FM cache radio, SiriusXM® Satellite Radio ¹¹ with 3-mo. complimentary SiriusXM All Access trial, Gracenote® album cover art, and integrated backup camera ⁹ display	—	—	O	S	S	O	S	—	—	S
	Entune™ Premium JBL® Audio with Integrated Navigation ¹³ and App Suite ¹⁰ — includes the Entune™ Multimedia Bundle ² (7-in. high-resolution touch-screen with split-screen display, AM/FM CD player with MP3/WMA playback capability, 12 JBL® speakers (10 JBL® speakers on Double Cab) including subwoofer and amplifier, auxiliary audio jack, USB 2.0 port ³ with iPod® ⁴ connectivity and control, advanced voice recognition; ⁵ hands-free phone capability, phone book access and music streaming ⁶ via <i>Bluetooth</i> ® ⁷ wireless technology), Siri® Eyes Free ⁸ Entune® App Suite, HD Radio; ¹² HD predictive traffic and Doppler weather overlay, AM/FM cache radio, SiriusXM® Satellite Radio ¹¹ with 3-mo. complimentary SiriusXM All Access trial, Gracenote® album cover art, and integrated backup camera ⁹ display	—	—	—	O	—	—	O	S	S	—
	Integrated backup camera ⁹	S	S	S	S	S	S	S	S	S	S
	Vinyl 40/20/40 split fold-down front bench seat; 4-way adjustable driver's seat; 4-way adjustable front passenger bench seat	P	P	—	—	—	—	—	—	—	—
	Fabric-trimmed 40/20/40 split fold-down front bench seat; 4-way adjustable driver's seat; 4-way adjustable front passenger bench seat	S	S	S	—	—	S	—	—	—	—
	Fabric-trimmed front bucket seats; 8-way power-adjustable driver's seat with power lumbar support; 4-way adjustable front passenger seat	—	—	P	—	—	P	—	—	—	—
	Black TRD Pro leather-trimmed front bucket seats with red highlights and stitching; 8-way power-adjustable driver's seat with power lumbar support; 4-way adjustable front passenger seat	—	—	—	—	S	—	—	—	—	S
	Leather-trimmed and heated front bucket seats; 10-way power-adjustable driver's seat with power lumbar support; 4-way adjustable front passenger seat	—	—	—	S	—	—	S	—	—	—
	Premium perforated leather-trimmed heated and ventilated front bucket seats with grade-identified backrests; 12-way power-adjustable driver's seat with 2-position memory function and power thigh and lumbar support; 6-way power-adjustable front passenger seat with power lumbar support	—	—	—	—	—	—	—	S	S	—
	60/40 split fold-up rear seats	—	S	S	S	S	S	S	S	S	S
	Heavy-duty all-weather flooring and floor mats ¹⁴	P	P	—	—	—	—	—	—	—	—
	Cruise control	S	S	S	S	S	S	S	S	S	S
	Urethane tilt 4-spoke steering wheel with audio, <i>Bluetooth</i> ® ⁷ hands-free phone, voice command controls, and column shifter	S	S	S	—	—	S	—	—	—	—
	Urethane tilt/telescopic 4-spoke steering wheel with audio, <i>Bluetooth</i> ® ⁷ hands-free phone, voice command controls, and center console gated shift lever (front bucket seat only)	—	—	P	—	S	P	—	—	—	S
	TRD Pro shift knob	—	—	—	—	S	—	—	—	—	S


S = Standard O = Optional — = Not available P = Available as part of a package

Features¹ (continued)

INTERIOR (continued)	REGULAR	SR	DOUBLE CAB			SR5	LIMITED	CREWMAX	1794 EDITION	TRD PRO
	SR		SR5	LIMITED	TRD PRO			PLATINUM		
Leather-trimmed tilt/telescopic 4-spoke steering wheel with audio, <i>Bluetooth</i> ^{®7} hands-free phone controls, voice command controls, and center-console gated shift lever (front bucket seat only)	—	—	—	S	—	—	S	—	—	—
Leather-trimmed power tilt/telescopic 4-spoke steering wheel (with wood-grain-style accents - 1794 Edition only), memory function and audio, <i>Bluetooth</i> ^{®7} hands-free phone controls, and center-console gated shift lever	—	—	—	—	—	—	—	S	S	—
Analog instrumentation with color-illuminated speedometer, tachometer, voltmeter, coolant temperature, fuel, and engine oil pressure gauges; 3.5-in. color Multi-Information Display with odometer and tripmeters; shift-position indicator	S	S	S	S	S	S	S	S	S	S
Power windows with driver-side one-touch auto down, power door locks with shift-linked automatic lock/unlock feature and remote keyless entry system with lock, unlock and panic functions (not available with Work Truck Package) and one-touch auto start	S	S	S	S	S	S	S	—	—	S
Power windows with driver and front passenger one-touch auto up/down, power door locks with shift-linked automatic lock/unlock feature and programmable auto door lock logic, and remote keyless entry system with lock, unlock and panic functions and one-touch auto start	—	—	—	P	—	—	P	S	S	—
Sliding horizontal rear window with privacy glass	—	—	S	—	S	—	—	—	—	—
Power sliding horizontal rear window with privacy glass	—	—	—	S	—	—	—	—	—	—
Power vertical sliding rear window with defogger and privacy glass	—	—	—	—	—	S	S	S	S	S
Auto-dimming rearview mirror with compass and HomeLink ^{®15} universal transceiver	—	—	—	S	S	—	S	S	S	S
Overhead console with sunglass storage (not available with moonroof)	—	—	—	—	—	S	S	—	—	S
Fixed center console with covered storage compartments, and second-row vents (front bucket seats only)	—	—	P	S	S	P	S	S	S	S
Rear under-seat storage compartment	—	—	S	S	S	—	—	—	—	—
Two front 12V auxiliary power outlets (additional rear 12V auxiliary power outlet on Double Cab and CrewMax)	S	S	S	S	S	S	S	S	S	S
Front maplight (additional rear maplight on Double Cab and CrewMax)	S	S	S	S	S	S	S	S	S	S
Four front cup holders, four front bottle holders	S	S	S	S	S	S	S	S	S	S
Four front and two rear cup holders, four front and two rear bottle holders (three front cup holders on Limited, Platinum, 1794 Edition and TRD Pro)	—	S	S	S	S	—	—	—	—	—
Four front and two rear cup holders, four front and four rear bottle holders (three front cup holders on Platinum, 1794 Edition and TRD Pro)	—	—	—	—	—	S	S	S	S	S

S = Standard O = Optional — = Not available P = Available as part of a package

Features¹ (continued)

SAFETY AND CONVENIENCE	REGULAR	SR	DOUBLE CAB		TRD PRO	SR5	LIMITED	CREWMAX	1794 EDITION	TRD PRO
	SR		SR5	LIMITED				PLATINUM		
 Star Safety System™ — includes Vehicle Stability Control (VSC), ¹⁶ Traction Control (TRAC), Anti-lock Brake System (ABS) with Electronic Brake-force Distribution (EBD), Brake Assist (BA) ¹⁷ and Smart Stop Technology® (SST). ¹⁸ At speeds greater than five miles per hour, when the accelerator is depressed first and the brakes are then applied firmly for longer than one-half second, Smart Stop Technology® is designed to help the driver bring the vehicle to a stop.	S	S	S	S	S	S	S	S	S	S
Driver and front outboard passenger Advanced Airbag System ¹⁹	S	S	S	S	S	S	S	S	S	S
Driver and front outboard passenger seat-mounted side airbags, driver and front passenger knee airbags and front and rear Roll-sensing Side Curtain Airbags (RSCA) ¹⁹	S	S	S	S	S	S	S	S	S	S
3-point seatbelts for all seating positions; driver-side Emergency Locking Retractor (ELR) and Automatic/Emergency Locking Retractor (ALR/ELR) on all passenger seatbelts	S	S	S	S	S	S	S	S	S	S
Driver and front passenger seatbelt pretensioners with force limiters	S	S	S	S	S	S	S	S	S	S
LATCH (Lower Anchors and Tethers for CHildren) includes lower anchors on outboard front passenger seat and tether anchor on center seat	S	—	—	—	—	—	—	—	—	—
LATCH (Lower Anchors and Tethers for CHildren) includes lower anchors on outboard rear seats and tether anchor on rear center seat	—	S	S	S	S	S	S	S	S	S
Child-protector rear door locks	—	S	S	S	S	S	S	S	S	S
Tire Pressure Monitor System (TPMS) ²⁰	—	S	S	S	S	S	S	S	S	S
Front and rear parking assist sonar ²¹	—	—	P	S	S	P	S	S	S	—
Trailer-Sway Control ²²	S	S	S	S	S	S	S	S	S	S
Integrated Trailer Brake Controller ²³ with Multi-Information Display monitoring screen and trailer brake type, gain, and manual trailer brake output controls (5.7L V8 only)	S	S	S	S	S	S	S	S	S	S
Anti-theft system with engine immobilizer ²⁴	S	S	S	—	—	S	—	—	—	—
Anti-theft system with alarm and engine immobilizer ²⁴	—	—	P	S	S	—	S	—	—	S
Anti-theft system with alarm, Glass Breakage Sensor (GBS), ²⁵ and engine immobilizer ²⁴	—	—	—	P	—	—	P	S	S	—
Blind Spot Monitor (BSM) ²⁶ and and Rear Cross-Traffic Alert (RCTA) ²⁷ and color-keyed rear bumper	—	—	P	P	—	P	P	S	S	—
ToyotaCare ²⁸ featuring a no cost maintenance plan with roadside assistance ²⁹	S	S	S	S	S	S	S	S	S	S

S = Standard O = Optional — = Not available P = Available as part of a package

A finish made to last.

Everything on Tundra is made to last, including the paint. Each color is tested to make sure it will last the life of the truck. We know that Tundra owners are a unique bunch, so we offered a variety of colors to suit every taste. No matter what color you choose, the Tundra, with its chiseled exterior, will demand attention.

Color



Midnight Black Metallic^{1,2}



Black³



Blazing Blue Pearl¹



Barcelona Red Metallic¹



Radiant Red⁴



Inferno^{1,4}



Sunset Bronze Mica¹



Magnetic Gray Metallic¹



Silver Sky Metallic¹



Super White

TRD Pro



Quicksand



Magnetic Gray Metallic



Super White

Trim



SR fabric shown in Graphite



SR5 fabric shown in Black




Limited leather shown in Sand Beige





Platinum premium Black leather



1794 Edition premium Brown leather



SR vinyl shown in Graphite¹



TRD Pro leather shown in Black/Red

COLOR SELECTOR	SR	SR5	LIMITED	PLATINUM	1794 EDITION	TRD PRO
MIDNIGHT BLACK METALLIC	•	•	BLACK, GRAPHITE, SAND BEIGE	BLACK	BROWN	•
BLACK	GRAPHITE	BLACK, GRAPHITE, SAND BEIGE	•	•	•	•
BLAZING BLUE PEARL	•	BLACK, GRAPHITE, SAND BEIGE	BLACK, GRAPHITE, SAND BEIGE	BLACK	BROWN	•
BARCELONA RED METALLIC	•	BLACK, GRAPHITE, SAND BEIGE	BLACK, GRAPHITE, SAND BEIGE	BLACK	BROWN	•
RADIANT RED	GRAPHITE	BLACK, GRAPHITE, SAND BEIGE	BLACK, GRAPHITE, SAND BEIGE	•	•	•
INFERNO	•	BLACK, GRAPHITE ¹	BLACK, GRAPHITE	•	•	•
SUNSET BRONZE MICA	•	BLACK, SAND BEIGE	BLACK, SAND BEIGE	BLACK	BROWN	•
QUICKSAND	•	•	•	•	•	BLACK/RED
MAGNETIC GRAY METALLIC	•	BLACK, GRAPHITE	BLACK, GRAPHITE	BLACK	BROWN	BLACK/RED
SILVER SKY METALLIC	•	BLACK, GRAPHITE	BLACK, GRAPHITE	BLACK	BROWN	•
SUPER WHITE	GRAPHITE	BLACK, GRAPHITE, SAND BEIGE	BLACK, GRAPHITE, SAND BEIGE	BLACK	BROWN	BLACK/RED

1. Requires Work Truck Package.

Packages and Options

WHEELS	REGULAR		DOUBLE CAB					CREWMAX		
	SR	SR	SR5	LIMITED	TRD PRO	SR5	LIMITED	PLATINUM	1794 EDITION	TRD PRO
A —18-in. styled steel wheels with P255/70R18 tires	S	S	S	—	—	S	—	—	—	—
B —18-in. 5-spoke alloy wheels with P275/65R18 tires	—	—	O	—	—	O	—	—	—	—
C —18-in. split 5-spoke TRD Off-Road Package alloy wheels with black accents and P275/65R18 tires (V8 only)	—	—	P	P	—	P	P	—	P	—
D —20-in. split 5-spoke machine-finished alloy wheels with P275/55R20 tires	—	—	—	S	—	—	S	—	—	—
E —20-in. 6-spoke wheels with accented spokes and P275/55R20 tires	—	—	—	—	—	—	—	S	S	—
F —20-in. 6-spoke chrome-clad alloy wheels with P275/55R20 tires	—	—	—	—	—	—	—	—	O	—
G —18-in. split 5-spoke TRD black alloy wheels with P275/65R18 tires	—	—	—	—	S	—	—	—	—	S



[A]



[B]



[C]



[D]



[E]



[F]



[G]

PACKAGES AND OPTIONS

TRD OFF-ROAD PACKAGE — Upgrades standard wheels to 18-in. split 5-spoke TRD Off-Road Package alloy wheels with black accents and P275/65R18 tires. Includes trail-tuned Bilstein® shock absorbers, engine skid plate, fuel tank skid plate, front tow hooks on 4x2 (on 4x2 models; standard on all 4x4 models), and bed-side TRD Off-Road decal.	—	—	P	P	—	P	P	—	P	—
LIMITED PREMIUM PACKAGE — Combines the Safety & Convenience Package, which includes front and rear parking assist sonar; ²¹ Blind Spot Monitor (BSM) ²⁶ and Rear Cross-Traffic Alert (RCTA) ²⁷ with additional convenience features including: power windows with driver and front-passenger auto up/down; room, foot and ignition-key illuminated entry system; and an anti-theft system with alarm, Glass Breakage Sensor (GBS) ²⁵ and engine immobilizer ²⁴	—	—	—	P	—	—	P	—	—	—
SAFETY & CONVENIENCE PACKAGE — Includes front and rear parking assist sonar; ²¹ Blind Spot Monitor (BSM) ²⁶ and Rear Cross-Traffic Alert (RCTA) ²⁷ (upgrades to color-keyed rear bumper; requires SR5 Upgrade Package on SR5 models)	—	—	P	—	—	P	—	—	—	—
SR5 UPGRADE PACKAGE — Adds larger fuel tank (5.7L V8 only), replaces front bench seating with front bucket seats with power driver's seat with power lumbar support, adds front center console with floor-mounted urethane shift lever and knob, tilt and telescopic urethane steering wheel, 3 front cup holders, auto-dimming rearview mirror with compass and HomeLink® ¹⁵ universal transceiver, and an anti-theft system with alarm and engine immobilizer ²⁴	—	—	P	—	—	P	—	—	—	—
SR WORK TRUCK PACKAGE — Adds durable vinyl seating and flooring, and removes wireless door lock feature. On Regular Cab models, power windows and the speed- and shift-sensing power door lock features are also removed.	P	P	—	—	—	—	—	—	—	—
Entune™ Audio — includes the Entune™ Multimedia Bundle ² (6.1-in. touch-screen display, AM/FM CD player, MP3/WMA playback capability, 6 speakers, auxiliary audio jack, USB 2.0 port ³ with iPod® ⁴ connectivity and control, advanced voice recognition; ⁵ hands-free phone capability, phone book access and music streaming ⁶ via Bluetooth® ⁷ wireless technology), Siri® Eyes Free, ⁸ and integrated backup camera ⁹ display	O	O	—	—	—	—	—	—	—	—
Entune™ Audio Plus with Connected Navigation App ¹⁰ — includes the Entune™ Multimedia Bundle ² (7-in. high-resolution touch-screen display, AM/FM CD player, MP3/WMA playback capability, 6 speakers, auxiliary audio jack, USB 2.0 port ³ with iPod® ⁴ connectivity and control, advanced voice recognition; ⁵ hands-free phone capability, phone book access and music streaming ⁶ via Bluetooth® ⁷ wireless technology), Connected Navigation Scout® GPS Link App, ¹⁰ Siri® Eyes Free, ⁸ SiriusXM® Satellite Radio ¹¹ with 3-mo. complimentary SiriusXM All Access trial, HD Radio ¹² HD traffic and weather in major metro areas, and integrated backup camera ⁹ display	—	—	O	—	—	O	—	—	—	—
Entune™ Premium Audio with Integrated Navigation ¹³ and App Suite ¹⁰ — includes the Entune™ Multimedia Bundle ² (7-in. high-resolution touch-screen with split-screen display, AM/FM CD player with MP3/WMA playback capability, 9 speakers (7 speakers on Double Cab), auxiliary audio jack, USB 2.0 port ³ with iPod® ⁴ connectivity and control, advanced voice recognition; ⁵ hands-free phone capability, phone book access and music streaming ⁶ via Bluetooth® ⁷ wireless technology), Siri® Eyes Free, ⁸ Entune® App Suite, HD Radio ¹² HD predictive traffic and Doppler weather overlay, AM/FM cache radio, SiriusXM® Satellite Radio ¹¹ with 3-mo. complimentary trial, Gracenote® album cover art, and integrated backup camera ⁹ display	—	—	O	S	S	O	S	—	—	S

S = Standard O = Optional — = Not available P = Available as part of a package

See numbered footnotes in Disclosures section.

Packages and Options (continued)

	REGULAR SR	SR	DOUBLE CAB		TRD PRO	SR5	LIMITED	CREWMAX PLATINUM	1794 EDITION	TRD PRO
PACKAGES (continued)			SR5	LIMITED						
Entune™ Premium JBL® Audio with Integrated Navigation ¹³ and App Suite ¹⁰ — includes the Entune™ Multimedia Bundle ² (7-in. high-resolution touch-screen with split-screen display, AM/FM CD player with MP3/WMA playback capability, 12 JBL® speakers (10 JBL® speakers on Double Cab) including subwoofer and amplifier, auxiliary audio jack, USB 2.0 port ³ with iPod® ⁴ connectivity and control, advanced voice recognition ⁵ ; hands-free phone capability, phone book access and music streaming ⁶ via <i>Bluetooth</i> ® ⁷ wireless technology), Siri® Eyes Free ⁸ , Entune® App Suite, HD Radio, ^{M12} HD predictive traffic and Doppler weather overlay, AM/FM cache radio, SiriusXM® Satellite Radio ¹¹ with 3-mo. complimentary SiriusXM All Access trial, Gracenote® album cover art, and integrated backup camera ⁹ display	—	—	—	O	—	—	O	S	S	—
Towing hitch receiver ³¹ (4.6L V8 only)	—	O	O	—	—	O	—	—	—	—
Deck rail system with four adjustable tie-down cleats	O	O	O	S	S	O	S	S	S	S
Heated, power outside tow mirrors with turn signal indicators, manual-extend and manual-folding feature (5.7L V8 only, not available with Blind Spot Monitor and RCTA)	—	—	O	O	—	O	O	—	—	—
Running boards	—	O	O	O	—	O	O	O	O	—
Power tilt/slide moonroof with sliding sunshade	—	—	—	—	—	—	O	S	S	—

S = Standard O = Optional — = Not available P = Available as part of a package

Specifications

	REGULAR SR	SR	DOUBLE CAB		TRD PRO	SR5	LIMITED	CREWMAX PLATINUM	1794 EDITION	TRD PRO
MECHANICAL			SR5	LIMITED						
TRANSMISSION										
4.6-Liter Aluminum i-FORCE V8 with DOHC 32-Valve cylinder heads with Acoustic Control Induction System (ACIS), Dual Independent Variable Valve Timing with intelligence (Dual Independent VVT-i) and 4-2-1 tubular stainless steel exhaust manifold; 310 hp @ 5600 rpm; 327 lb.-ft. @ 3400 rpm	—	O	O	—	—	O	—	—	—	—
5.7-Liter Aluminum i-FORCE V8 with DOHC 32-Valve cylinder heads with Acoustic Control Induction System (ACIS), Dual Independent Variable Valve Timing with intelligence (Dual Independent VVT-i) and 4-2-1 tubular stainless steel exhaust manifold; 381 hp @ 5600 rpm; 401 lb.-ft. @ 3600 rpm	S	O	O	S	S	O	S	S	S	S
5.7-Liter Aluminum i-FORCE V8 with DOHC 32-Valve cylinder heads and E85 Flex Fuel Vehicle ⁴² (FFV) capability, Acoustic Control Induction System (ACIS), Dual Independent Variable Valve Timing with intelligence (Dual Independent VVT-i) and 4-2-1 tubular stainless steel exhaust manifold; 381 hp @ 5600 rpm; 401 lb.-ft. @ 3600 rpm	O	O	O	O	O	O	O	O	O	O
IGNITION SYSTEM										
Electronic, with Toyota Direct Ignition (TDI)	S	S	S	S	S	S	S	S	S	S
Heavy-duty battery and heavy-duty alternator (5.7L V8 only)	S	S	S	S	S	S	S	S	S	S
EXHAUST SYSTEM										
Standard stainless steel exhaust system	S	S	S	S	S	S	S	S	S	S
Stainless steel TRD dual exhaust	—	—	—	—	S	—	—	—	—	S
EMISSION RATING										
Low Emission Vehicle II (LEV-II)	S	S	S	S	S	S	S	S	S	S
Ultra Low Emission Vehicle II (ULEV- II)	O	O	O	O	O	O	O	O	O	O
TRANSMISSION										
6-speed Electronically Controlled automatic Transmission with intelligence (ECT-i), sequential shift mode and uphill/downhill shift logic (5.7L V8 models add TOW/HAUL Mode)	S	S	S	S	S	S	S	S	S	S
DRIVETRAIN										
Rear-Wheel Drive with Automatic Limited-Slip Differential (Auto LSD)	S	S	S	S	—	S	S	S	S	—
4WDemand part-time 4WD with electronically controlled transfer case, Active Traction Control (A-TRAC) and Automatic Limited-Slip Differential (Auto LSD)	O	O	O	O	S	O	O	O	O	S

S = Standard O = Optional — = Not available P = Available as part of a package

RATIOS			
4.6L V8		5.7L V8	
1st gear	3.52	1st gear	3.33
2nd gear	2.04	2nd gear	1.96
3rd gear	1.40	3rd gear	1.35
4th gear	1.00	4th gear	1.00
5th gear	0.72	5th gear	0.73
6th gear	0.59	6th gear	0.59
Reverse	3.22	Reverse	3.06
Rear differential	3.91	Rear differential	4.30
4WD Transfer case (high/low range)	1.00/2.64	4WD Transfer case (high/low range)	1.00/2.64

Specifications (continued)

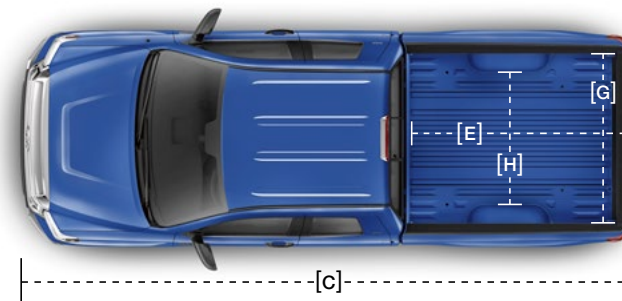
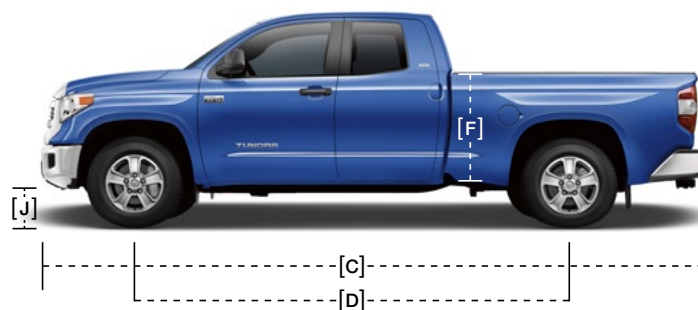
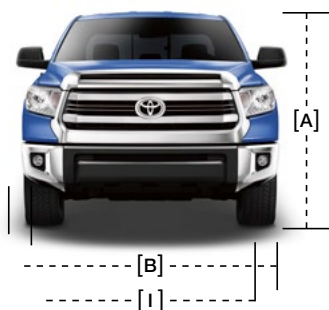
	REGULAR SR	SR	DOUBLE CAB					CREWMAX PLATINUM	1794 EDITION	TRD PRO
SUSPENSION			SR5	LIMITED	TRD PRO					
Independent coil-spring high-mounted double-wishbone front suspension with stabilizer bar and low-pressure nitrogen gas-filled shock absorbers; live axle with trapezoidal multi-leaf rear suspension with staggered outboard-mounted low-pressure nitrogen gas-filled shock absorbers	S	S	S	S	—	S	S	S	S	—
Independent TRD coil-spring high-mounted double-wishbone front suspension for a 2-in. lift with stabilizer bar and TRD Bilstein shock absorbers with remote reservoirs; live axle with trapezoidal multi-leaf rear suspension with staggered outboard-mounted TRD Bilstein shock absorbers with remote reservoirs	—	—	—	—	S	—	—	—	—	S
STEERING										
Hydraulic power rack-and-pinion	S	S	S	S	S	S	S	S	S	S
Steering wheel turns, lock-to-lock	3.71	3.71	3.71	3.71	3.71	3.71	3.71	3.71	3.71	3.71
Turning circle diameter, curb to curb (ft.) (Standard Bed/Long Bed) (Short Bed on CrewMax)	44.0/—	44.0/49.0	44.0/49.0	44.0/—	44.0/—	44.0	44.0	44.0	44.0	44.0
BRAKES										
Power-assisted ventilated 13.9-in. front disc brakes with opposed 4-piston brake calipers; ventilated 13.6-in. rear disc brakes, and Star Safety System™	S	S	S	S	S	S	S	S	S	S
WEIGHTS AND CAPACITIES										
BASE CURB WEIGHT (lbs.)										
4.6L V8 Standard Bed (Short Bed on CrewMax) (4x2/4x4)	—/—	5,115/5,415	5,115/5,415	—/—	—/—	5,260/5,570	—/—	—/—	—/—	—/—
5.7L V8 Standard Bed (4x2/4x4)	—/—	5,185/5,615	5,185/5,615	5,225/5,515	—/5,480	—/—	—/—	—/—	—/—	—/—
5.7L V8 Long Bed (4x2/4x4)	4,940/5,215	5,305/5,615	5,305/5,615	—/—	—/—	—/—	—/—	—/—	—/—	—/—
5.7L V8 Short Bed (4x2/4x4)	—/—	—/—	—/—	—/—	—/—	5,350/5,645	5,370/5,670	5,380/5,650	5,380/5,650	—/5,645
GROSS VEHICLE WEIGHT RATING (GVWR) (lbs.)										
4.6L V8 Standard Bed (Short Bed on CrewMax) (4x2/4x4)	—/—	6,700/6,900	6,700/6,900	—/—	—/—	6,800/7,000	—/—	—/—	—/—	—/—
5.7L V8 Standard Bed (4x2/4x4)	—/—	6,900/7,100	6,900/7,100	6,900/7,100	—/7,100	—/—	—/—	—/—	—/—	—/—
5.7L V8 Long Bed (4x2/4x4)	7,000/7,200	7,000/7,200	7,000/7,200	—/—	—/—	—/—	—/—	—/—	—/—	—/—
5.7L V8 Short Bed (4x2/4x4)	—/—	—/—	—/—	—/—	—/—	7,000/7,200	7,000/7,200	7,000/7,200	7,000/7,200	—/7,200
MAXIMUM PAYLOAD ³⁰ (lbs.)										
4.6L V8 Standard Bed (Short Bed on CrewMax) (4x2/4x4)	—/—	1,585/1,485	1,585/1,485	—/—	—/—	1,540/1,430	—/—	—/—	—/—	—/—
5.7L V8 Standard Bed (4x2/4x4)	—/—	1,715/1,620	1,715/1,620	1,675/1,585	—/1,620	—/—	—/—	—/—	—/—	—/—
5.7L V8 Long Bed (4x2/4x4)	2,060/1,985	1,695/1,585	1,695/1,585	—/—	—/—	—/—	—/—	—/—	—/—	—/—
5.7L V8 Short Bed (4x2/4x4)	—/—	—/—	—/—	—/—	—/—	1,650/1,555	1,630/1,530	1,620/1,510	1,620/1,510	—/1,555
MAXIMUM TOWING ³¹ (lbs.)										
Tow Package includes: towing hitch receiver, trailer brake controller prewire, 4.30 rear axle ratio, TOW/HAUL Mode switch, supplemental engine oil cooler, supplemental transmission cooler, heavy-duty battery, 170-amp. alternator and 4/7-pin connector (standard on 5.7L V8 models)	S	O	O	S	S	O	S	S	S	S
Towing hitch receiver (4.6L V8 models)	—	O	O	—	—	O	—	—	—	—
4.6L V8 Standard Bed (Short Bed on CrewMax) (4x2/4x4)	—/—	6,800/6,500	6,800/6,500	—/—	—/—	6,700/6,400	—/—	—/—	—/—	—/—
5.7L V8 Standard Bed (4x2/4x4)	—/—	10,300/10,000	10,300/10,000	10,100/9,500	—/9,800	—/—	—/—	—/—	—/—	—/—
5.7L V8 Long Bed (4x2/4x4)	10,500/10,200	10,100/9,800	10,100/9,800	—/—	—/—	—/—	—/—	—/—	—/—	—/—
5.7L V8 Short Bed (4x2/4x4)	—/—	—/—	—/—	—/—	—/—	10,100/9,800	10,000/9,200	9,900/9,100	9,900/9,100	—/9,400
FUEL TANK										
26.4-gal.	S	S	S	—	—	S	—	—	—	—
38.0-gal.	—	—	O	S	S	O	S	S	S	S

S = Standard O = Optional — = Not available P = Available as part of a package

Specifications

DIMENSIONS	REGULAR	DOUBLE CAB				CREWMAX				
	SR	SR	SR5	LIMITED	TRD PRO	SR5	LIMITED	PLATINUM	1794 EDITION	TRD PRO
EXTERIOR DIMENSIONS (in.)										
A — Overall height (4x2/4x4)	75.8/76.2	76.0/76.4	76.0/76.4	76.0/76.2	—/77.4	75.8/76.2	75.8/76.2	75.8/76.2	75.8/76.2	—/77.2
B — Overall width	79.9	79.9	79.9	79.9	79.9	79.9	79.9	79.9	79.9	79.9
C — Overall length (Standard Bed)	—	228.9	228.9	228.9	228.9	—	—	—	—	—
Overall length (Long Bed)	228.9	247.8	247.8	—	—	—	—	—	—	—
Overall length (Short Bed)	—	—	—	—	—	228.9	228.9	228.9	228.9	228.9
D — Wheelbase (Standard Bed)	—	145.7	145.7	145.7	145.7	—	—	—	—	—
Wheelbase (Long Bed)	145.7	164.6	164.6	—	—	—	—	—	—	—
Wheelbase (Short Bed)	—	—	—	—	—	145.7	145.7	145.7	145.7	145.7
E — Inside bed length (Standard Bed)	—	78.7	78.7	78.7	78.7	—	—	—	—	—
Inside bed length (Long Bed)	97.6	97.6	97.6	—	—	—	—	—	—	—
Inside bed length (Short Bed)	—	—	—	—	—	66.7	66.7	66.7	66.7	66.7
F — Bed height	22.2	22.2	22.2	22.2	22.2	22.2	22.2	22.2	22.2	22.2
G — Bed width at tailgate	66.4	66.4	66.4	66.4	66.4	66.4	66.4	66.4	66.4	66.4
H — Bed width (between wheelwells)	50.0	50.0	50.0	50.0	50.0	50.0	50.0	50.0	50.0	50.0
I — Track (front/rear)	67.9/67.9	67.9/67.9	67.9/67.9	67.9/67.9	67.9/67.9	67.9/67.9	67.9/67.9	67.9/67.9	67.9/67.9	67.9/67.9
J — Ground clearance (4x2/4x4)	10.4/10.6	10.2*/10.6	10.2*/10.6	10.2/10.4	—/10.6	10.2/10.6	10.0/10.4	10.4/10.4	10.4/10.4	—/10.6

*10.4-in. with Standard Bed.



INTERIOR DIMENSIONS, FRONT/REAR (in.)

Head room	39.7/—	39.7/38.7	39.7/38.7	39.7/38.7	39.7/38.7	39.7/38.9	39.7/38.9	39.7/38.9	39.7/38.9	39.7/38.9
Hip room	62.0/—	62.6/62.6	62.6/62.6	62.6/62.6	62.6/62.6	62.6/60.4	62.6/60.4	62.6/60.4	62.6/60.4	62.6/60.4
Leg room	42.5/—	42.5/34.7	42.5/34.7	42.5/34.7	42.5/34.7	42.5/42.3	42.5/42.3	42.5/42.3	42.5/42.3	42.5/42.3
Shoulder room	66.7/—	65.7/65.6	65.7/65.6	65.7/65.6	65.7/65.5	65.7/65.5	65.7/65.5	65.7/65.5	65.7/65.5	65.7/65.5

TIRES

Type — All-Season	S	S	S	S	S	S	S	S	S	S
Spare — Full-size mounted under body	S	S	S	S	S	S	S	S	S	S

MILEAGE ESTIMATES (mpg city/highway/combined)³²

4.6L V8 4x2	—	15/19/16	15/19/16	—	—	15/19/16	—	—	—	—
4.6L V8 4x4	—	14/18/16	14/18/16	—	—	14/18/16	—	—	—	—
5.7L V8 4x2	13/18/15	13/18/15	13/18/15	13/18/15	—	13/18/15	13/18/15	13/18/15	13/18/15	—
5.7L V8 4x4	13/17/15	13/17/15	13/17/15	13/17/15	13/17/15	13/17/15	13/17/15	13/17/15	13/17/15	13/17/15

Accessories

You own it. But there are a few things you might want to do before it's really yours. Maybe it needs different wheels, tube steps or tie-downs, or a bed extender³³ for doing stuff that only matters to you. Whatever it is, ask your sales associate to see the 2016 Tundra Accessories brochure, a soup-to-nuts catalog of Genuine Toyota Accessories designed to give your Tundra the finishing touches that make it unmistakably yours. For a complete list of accessories, go to toyota.com/tundra.

Alloy wheel locks
All-weather floor mats¹⁴
Ashtray cup
Ball mount³¹
Bed extender³³
Bed mat³³
Brushed stainless steel step boards
Cargo divider³³
Cargo net³³
Cargo tote³³
Carpet floor mats¹⁴
Cast aluminum running boards
Center console tray

Deck rail system
Doorsill protectors
Emergency assistance kit
Exhaust tip
First aid kit
Glass Breakage Sensor²⁵
Locking fork bike rack³³
Mini tie-downs with hooks^{33, 34}
Paint protection film³⁵
Remote Engine Starter³⁶
RS3200+ Vehicle Security System³⁷
Skid Resistor™ bedliner³³
Spare tire lock

Spray-on bedliner³³
20-in. carved alloy wheels
20-in. machined star 5-spoke alloy wheels
Tailgate insert badge (available in chrome or black)
Tie-down cleats
Toyota Key Finder³⁸
Tow hitch receiver³¹
Trailer ball³¹
TRD 17-in. forged off-road beadlock-style alloy wheels³⁹ (limited availability)
TRD cold air intake system⁴⁰
TRD lowering springs
TRD oil cap
TRD oil filter

TRD performance brake pads
TRD performance dual exhaust system
TRD performance handling suspension
TRD Pro Bilstein® suspension
TRD Pro floor mats¹⁴
TRD Pro skid plate
TRD radiator cap
TRD rear sway bar
TRD shift knob
Tube steps — black
Tube steps — chrome
7-pin to 4-pin connector



All-weather floor mats¹⁴



Spray-on bedliner³³



Bed extender³³



Tow hitch receiver³¹



Tow hitch receiver³¹



Cast aluminum running boards



Tube steps with stainless steel finish



Center console tray

DISCLOSURES

1. Toyota strives to build vehicles to match customer interest and thus they typically are built with popular options and option packages. Not all options/packages are available separately and some may not be available in all regions of the country. See toyota.com for information about options/packages commonly available in your area. If you would prefer a vehicle without any or with different options, contact your dealer to check for current availability or the possibility of placing a special order. 2. Entune™ is a trademark of Toyota Motor Corporation. Always drive safely, obey traffic laws and focus on the road while driving. Services vary by phone/carrier. Functionality depends on many factors. Services subject to change. For enrollment and more details, see toyota.com/entune. 3. May not be compatible with all mobile phones, MP3/WMA players and like models. 4. iPod® and iPhone® are registered trademarks of Apple Inc. All rights reserved. 5. Advanced voice recognition capabilities vary by head unit. 6. Apps/services vary by phone/carrier; functionality depends on many factors. Select apps use large amounts of data; you are responsible for charges. Apps and services subject to change. See toyota.com/entune for details. 7. Concentrating on the road should always be your first priority while driving. Do not use the hands-free phone system if it will distract you. The Bluetooth® word mark and logos are registered trademarks owned by Bluetooth SIG, Inc. and any use of such marks by Toyota is under license. A compatible Bluetooth®-enabled phone must first be paired. Phone performance depends on software, coverage and carrier. 8. Always drive safely, obey traffic laws and focus on the road while driving. Siri® is available only on iPhone® 4S or later, iPad® with Retina® display, iPad mini™, and iPod touch® (5th generation) and requires Internet access. Siri® is not available in all languages or all areas, and features vary by area. Some Siri® functionality and commands are not accessible in the vehicle. Data charges may apply. See apple.com and phone carrier for details. 9. The backup camera does not provide a comprehensive view of the rear area of the vehicle. You should also look around outside your vehicle and use your mirrors to confirm rearward clearance. Cold weather will limit effectiveness and view may become cloudy. 10. Be sure to obey traffic regulations and maintain awareness of road and traffic conditions at all times. Apps/services vary by phone/carrier; functionality depends on many factors. Select apps use large amounts of data; you are responsible for charges. Apps and services subject to change. See toyota.com/entune for details. 11. SiriusXM services require a subscription after 3-month trial period. **Subscriptions governed by SiriusXM Customer Agreement available at www.siriusxm.com. If you decide to continue your SiriusXM service at the end of your complimentary trial, the plan you choose will automatically renew and bill at then-current rates until you call 1-866-635-2349 to cancel.** Fees and programming subject to change. Available only to those at least 18 years of age in the 48 contiguous United States and D.C. 12. Be sure to obey traffic regulations and maintain awareness of road and traffic conditions at all times. HD Radio™ Technology manufactured under license from iBiquity Digital Corporation U.S. and Foreign Patents. HD Radio™ and the HD, HD Radio, and "Arc" logos are proprietary trademarks of iBiquity Digital Corp. 13. Be sure to obey traffic regulations and maintain awareness of road and traffic conditions at all times. Availability and accuracy of the information provided by the navigation system is dependent upon many factors. Use common sense when relying on information provided. Services and programming subject to change. Services not available in every city or roadway; updates may be available at an additional cost from your dealer. See your *Navigation System Owner's Manual* for details. 14. To avoid potential interference with pedal operation, do not install a floor mat on top of an existing floor mat. Each mat must be secured with either quarter-turn fasteners or retention hooks (clips). This floor mat was designed specifically for use in this model year vehicle and SHOULD NOT be used in any other vehicle. 15. HomeLink® and the HomeLink® house icon are registered trademarks of Gentex Corporation. 16. Vehicle Stability Control (VSC) is an electronic system designed to help the driver maintain vehicle control under adverse conditions. It is not a substitute for safe driving practices. Factors including speed, road conditions and driver steering input can all affect whether VSC will be effective in preventing a loss of control. Please see your *Owner's Manual* for further details. 17. Brake Assist is designed to help the driver take full advantage of the benefits of ABS. It is not a substitute for safe driving practices. Braking effectiveness also depends on proper brake-system maintenance and tire and road conditions. 18. Smart Stop Technology® operates only in the event of certain simultaneous brake and accelerator pedal applications. When engaged, the system will reduce power to help the brakes bring the vehicle to a stop. Factors including speed, road conditions and driver input can all impact stopping distance. Smart Stop Technology® is not a substitute for safe and attentive driving and does not guarantee instant stopping. Please see your *Owner's Manual* for further details. 19. All the airbag (AB) systems are Supplemental Restraint Systems. All ABs (if installed) are designed to inflate only under certain conditions and in certain types of severe collisions: frontal and knee ABs typically inflate in frontal collisions; side and side curtain ABs in side collisions; Roll-Sensing Curtain ABs at a severe tilt degree, roll or lateral G-force. In all other accidents, the ABs will not inflate. To decrease the risk of injury from an inflating AB, always wear seatbelts, sit upright in the middle of the seat as far back as possible and do not lean against the door. Do not put objects in front of an AB or around the seatback. Do not use a rearward-facing child seat in any front passenger seat. The force of an inflating AB may cause serious injury or death. See your *Owner's Manual* for further information/warnings. 20. The Toyota Tire Pressure Monitor alerts the driver when tire pressure is critically low. For optimal tire wear and performance, tire pressure should be checked regularly with a gauge; do not rely solely on the monitor system. See your *Owner's Manual* for details. 21. Certain vehicle and environmental conditions may affect the ability of the sensors to detect an object. Even the shape and composition of the object can be a factor. Refer to the *Owner's Manual* for a list of conditions that could affect the system. 22. Trailer-Sway Control (TSC) is an electronic system designed to help the driver maintain vehicle control under adverse conditions. It is not a substitute for safe driving practices. Factors including speed, road conditions and driver steering input can all affect whether TSC will be effective in preventing a loss of control. Please see your *Owner's Manual* for further details. 23. The Integrated Trailer Brake Controller is an electronic system that operates in tandem with a properly equipped trailer with an electric braking system. It is designed to help the driver maintain trailer control by increasing or reducing trailer braking based on trailer weight. It is not a substitute for safe towing practices. Factors including speed, road conditions and driver input can all affect trailer braking control. See *Owner's Manual* for details. 24. The engine immobilizer is a state-of-the-art anti-theft system. When you insert your key into the ignition switch or bring a Smart Key fob into the vehicle, the key transmits an electronic code to the vehicle. The engine will only start if the code in the transponder chip inside the key/fob matches the code in the vehicle's immobilizer. Because the transponder chip is embedded in the key/fob, it can be costly to replace. If you lose a key or fob, your Toyota dealer can help, or you can find a qualified independent locksmith to perform high-security key services by consulting your local Yellow Pages or by contacting www.aloa.org. 25. Available only for vehicles equipped with factory security system. 26. Do not rely exclusively on the Blind Spot Monitor. Always look over your shoulder and use your turn signal. There are limitations to the function, detection, range and clarity of the monitor. For a complete list of limitations and directions regarding use of the monitor, please see the *Owner's Manual*. 27. Do not rely exclusively on the Rear Cross-Traffic Alert system. Always look over your shoulder and use your mirrors to confirm rear clearance. There are limitations to the function, detection, range and clarity of the system. To learn more, see *Owner's Manual*. 28. Covers normal factory scheduled service for 2 years or 25,000 miles, whichever comes first. See Toyota dealer for details and exclusions. Valid only in the continental U.S. and Alaska. 29. Does not include parts and fluids, except emergency fuel delivery. 30. "Payload capacity" is the calculation of GVWR minus curb weight and should be used for comparison purposes only. Do not exceed any Weight Ratings and follow all instructions in your *Owner's Manual*. The maximum you can haul (payload) depends on base curb weight plus the total weight of any cargo, occupants, and added vehicle equipment. "Added vehicle equipment" includes additional standard/optional equipment and accessories added by the manufacturer, dealers, and/or vehicle owners. The only way to be certain of your vehicle's exact curb weight is to weigh your vehicle without passengers or cargo. 31. Before towing, confirm your vehicle and trailer are compatible, hooked up and loaded properly and that you have any necessary additional equipment. Do not exceed any Weight Ratings and follow all instructions in your *Owner's Manual*. The maximum you can tow depends on base curb weight plus the total weight of any cargo, occupants, and added vehicle equipment. "Added vehicle equipment" includes additional standard/optional equipment and accessories added by the manufacturer, dealers, and/or vehicle owners. The only way to be certain of your vehicle's exact curb weight is to weigh your vehicle without passengers or cargo. 32. 2016 EPA-estimated city/highway mileage. Actual mileage will vary. 33. Cargo and load capacity limited by weight and distribution. 34. Requires deck rail system. 35. The Toyota Genuine Accessory Warranty will only apply when the installation is performed by a trained Toyota-approved installer. Please see dealer for details. 36. Available only for vehicles equipped with remote keyless entry system or Smart Key System. Use only if aware of circumstances surrounding the vehicle at time of start. Operate only when legal and safe to do so (e.g., car uncovered in open area with no people or pets inside or nearby). See usage precautions in *Owner's Manual*. 37. Available only for vehicles equipped with factory security and factory remote keyless entry system. 38. iPhone® not included. Toyota Key Finder requires customers download the free Toyota Key Finder application from the iTunes® App Store™ to operate features. Please review the compatible devices listed under Toyota Key Finder on iTunes App Store to verify compatibility. Please note: Interference from structures may affect signal strength. iPhone®, App Store™ and iTunes® are registered trademarks of Apple Inc. 39. 17-in. off-road performance tires are often expected to experience greater tire wear than conventional tires. Tire life may be substantially less than mileage expectancy, depending upon tires used and driving conditions. 40. The TRD Performance Air Intake is to be sold as dealer-installed or over-the-counter options after the retail sale of the vehicle. The Performance Air Intake may not be sold to the customer at the same time as the new vehicle and may not be financed together with the new vehicle. Please see the TRD catalog, visit www.trdusa.com or call 800-688-5912 for a complete list of TRD products and warranty information. Emission-legal for aftermarket sale via C.A.R.B. Executive Order. 41. PANDORA® the PANDORA® logo, and the Pandora trade dress are trademarks or registered trademarks of Pandora Media, Inc., used with permission. 42. Flex Fuel Vehicles not available in every state. In states where available, all 4x4 5.7L V8 models are FFV. Flex Fuel Vehicles use E85, gasoline or a combination of both. Estimated mileage will vary. Consult your dealer for nearest E85 filling stations or see toyota.com for further details.

TOYOTA FINANCIAL SERVICES



Toyota Rewards Visa®

Toyota helps you get more out of every dollar you spend. By rewarding you for every purchase you make, the Toyota Rewards Visa® adds even more value to doing the things you love.

Turn everything you buy into points to redeem toward parts, accessories or an eligible vehicle purchase or lease at your Toyota dealer. Earn 5 points for every \$1 spent at participating Toyota dealers and 1 point for every \$1 spent everywhere else Visa is accepted.*

Visit www.toyotarewardsvisa.com for complete details.

Toyota Financial Services (TFS)† is a leading provider of automotive financial services, offering an extensive line of financing plans along with a variety of vehicle and payment protection products to Toyota customers and dealers in the U.S. For more information on TFS products and services, visit www.toyotafinancial.com

WARRANTIES

Every Toyota Car, Truck and SUV is built to exceptional standards. And that's not idle boasting. We back it up with these Limited Warranty Coverages:

Basic: 36 months/36,000 miles (all components other than normal wear and maintenance items).

Hybrid-Related Component Coverage: Hybrid-related components, including the HV battery, battery control module, hybrid control module and inverter with converter, are covered for 8 years/100,000 miles. The HV battery may have longer coverage under emissions warranty. Refer to applicable *Warranty and Maintenance Guide* for details.

Powertrain: 60 months/60,000 miles (engine, transmission/transaxle, drive system, seatbelts and airbags).

Rust-Through: 60 months/unlimited miles (corrosion perforation of sheet metal).

Emissions: Coverages vary under Federal and California regulations. Refer to applicable *Warranty and Maintenance Guide* for details.

Toyota Tundra is designed to meet most off-road driving requirements. Abusive use may result in bodily harm or damage. Toyota encourages responsible operation to protect you, your vehicle and the environment. Seatbelts should be worn at all times. Please do not allow passengers to ride in the cargo area. Towing hitch receivers/ball mount kits are not intended to provide crash protection. For details on vehicle specifications, standard features and available equipment in your area, contact your Toyota dealer. A vehicle with particular equipment may not be available at the dealership. Ask your Toyota dealer to help locate a specifically equipped vehicle.

*On approved credit. You must have a valid permanent home address in the 50 United States or the District of Columbia. Terms, conditions and restrictions apply and are fully described in the Toyota Rewards Visa Cardmember Agreement and the Toyota Rewards Program Terms and Conditions received with your card. Points earned are based on net purchases. Points-earning maximums apply and points will expire as described in the Rewards Terms and Conditions. Redemption only available at participating Toyota dealerships in the continental U.S. and Alaska. Points cannot be redeemed for cash. Please contact your participating Toyota dealer for information regarding restrictions your dealer may impose on the use of credit cards related to vehicle purchases or leases. The creditor and issuer of the Toyota Rewards Visa is Toyota Financial Savings Bank. Toyota Financial Services is a service mark used by Toyota Financial Savings Bank.

†Toyota Financial Services is a service mark for Toyota Motor Credit Corporation and Toyota Motor Insurance Services, Inc.

Accessories: For Genuine Toyota Accessories purchased at the time of the new vehicle purchase, the Toyota Accessory Warranty coverage is in effect for 36 months/36,000 miles from the vehicle's in-service date, which is the same coverage as the Toyota New Vehicle Limited Warranty.

For Genuine Toyota Accessories purchased after the new vehicle purchase the coverage is 12 months, regardless of mileage, from the date the accessory was installed on the vehicle, or the remainder of any applicable new vehicle warranty, whichever provides greater coverage, with the exception of car covers. Car covers are warranted for 12 months from the date of purchase and do not assume any coverage under the Toyota New Vehicle Limited Warranty.

You may be eligible for transportation assistance if it's necessary that your vehicle be kept overnight for repairs covered under warranty. Please see your authorized Toyota dealership for further details.

For complete details about Toyota's warranties, please visit www.toyota.com, refer to the applicable *Warranty and Maintenance Guide* or see your Toyota dealer.

All information presented herein is based on data available at the time of posting, is subject to change without notice and pertains specifically to mainland U.S.A. vehicles only. Prototypes shown. Actual production vehicles may vary.



For Toyota Mobility program details, go to www.toyota.com/mobility or call the Toyota Customer Assistance Center at 1-800-331-4331

